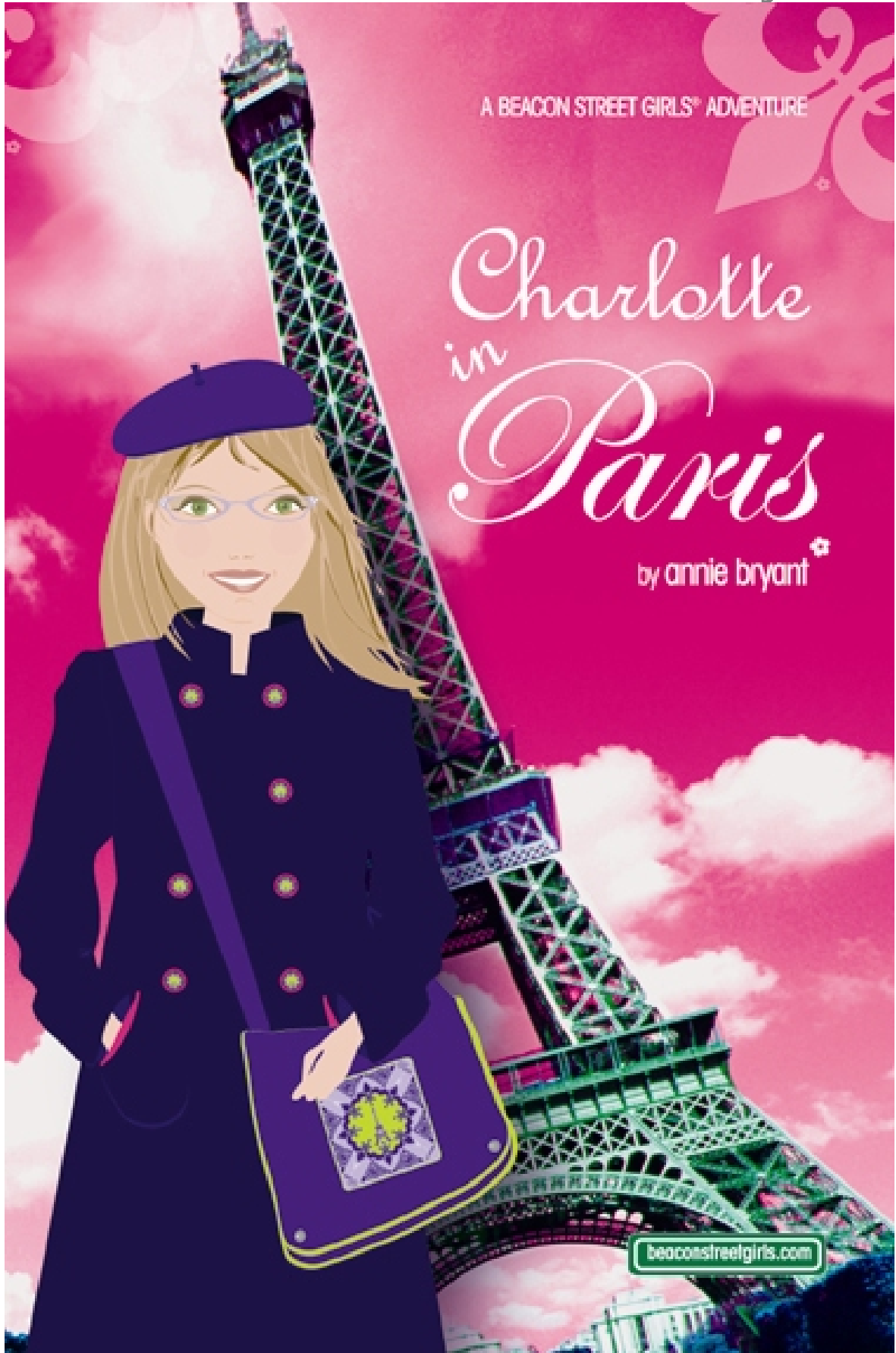


Charlotte in Paris Activity Guide



Charlotte in Paris Activity Guide

Charlotte in Paris

Intermediate Reader, 224 pages

ISBN: 1-933566-00-0

Charlotte returns to Paris to search for her long lost cat and to visit her best Parisian friend, Sophie. When a stolen Picasso sketch ends up in Charlotte's backpack, the BSG's bon voyage gifts become the detective tools for solving the mystery.

Themes

- Mystery
 - International adventure
 - Reuniting with old friends
-

Beacon Street Girls – Charlotte in Paris Activity Guide

Discussion:

1. Being a Global Girl
2. Eavesdropping

Writing:

1. Best Friend Adventure
2. Travel Poetry
3. The Powers of Observation

Research:

1. Famous Americans in Paris
2. Parisian Landmarks

Art:

1. Design a French Recipe Card
2. Picasso-Me-Crazy

These activities may be used in your classroom and/or after-school program. If you have any questions, comments, or suggestions, please feel free to email us at: info@beaconstreetgirls.com.

Get FREE Bonus Materials for your class: Go to the books section of our site:

<http://www.beaconstreetgirls.com/Books/tabid/62/Default.aspx> to download posters for your classroom. You will also find: Book Club questions for each book, quizzes, and activities.

 Discussion Activity 2: **Eavesdropping**



“Just as I was pouring myself a glass of orange juice, the phone rang. Dad picked it up, and I froze in my tracks. ‘Oh, bonjour, Jacqueline.’ It was Madame Morel—Sophie’s mom. Dad motioned me out of the room. I sighed and took my orange juice and oatmeal out into the hallway, but I lurked at the door. I just had to hear what my dad was saying.”

~Charlotte in Paris p. 4


Charlotte wasn’t exactly *supposed to be listening* to her dad’s conversation, but sometimes eavesdropping can be very tempting. Share your thoughts on eavesdropping—by accident or on purpose.

**Did you ever overhear a conversation that wasn’t meant for your ears?
What did you do?**

What is the right thing to do if you overhear a private conversation involving a friend or family member and why?

Is there any time when it is OK to eavesdrop on purpose?

Research Activity 1: Famous Americans in Paris



“St-Germain was covered with plaques honoring all the Americans who had been there before us: John Paul Jones, Benjamin Franklin, John Jay, and John Adams from the Colonial days. There were also the writers, like Gertrude Stein and James Baldwin.”

~Charlotte in Paris p. 150


Throughout history, many famous Americans have lived in Paris, whether for a short time or for many years. Pick a famous American who spent time in Paris {i.e. Benjamin Franklin, John Jay, John Adams, Jacqueline Kennedy Onassis, etc.} and research their life.

Why did they go to Paris?

How long did they spend in the City of Light?

What did they accomplish there?

Research Activity 2: Parisian Landmarks



“To me, the Seine was the essence of Paris. Orangina felt as connected to the river as I did. He loved watching birds flit from branch to branch on the trees that hung low over the water. And his favorite thing to do was prowl the banks for hours on end.

~Charlotte in Paris p. 89

Paris is rich with culture and incredible places to visit—the Eiffel Tower, Notre-Dame Cathedral, and Musée d’Orsay, just to name a few! Now is your chance to be a travel writer like Mr. Ramsey and a storyteller like Charlotte. Find a Parisian landmark and do some investigating. Convince the class that your Parisian landmark is a must-see on their Paris vacation.

What is the story behind it?

Where is it located?

Why is it there?

When is the best time to visit?

☀ Art Activity 1: Design a French Recipe Card



“After the entrée—beef bourguignon—came the cheese tray. Monsieur Morel was a cheese exporter. He explained to me that a proper cheese tray has a variety of milks (cow’s, goat’s, and sheep’s) as well as a variety of textures (soft, medium, and hard) ... the variety makes the whole experience pleasing for the taste buds and the palate. He carefully carved tiny slices of cheese for me to sample. My favorite was the Doux de Montagne. It was delicious ... creamy, nutty, and buttery all at once.”


~Charlotte in Paris p. 63-64

During her adventure in Paris, Charlotte is lucky enough to sample homemade French cooking from Madame Morel’s kitchen, as well as fancy gourmet food at an elegant restaurant. Many up-and-coming chefs study in France in order to learn from the very best.

Take a virtual food tour of Paris ... do some research on French recipes and choose one to test out. Design a recipe card and compile a French recipe book with the class. If you’re brave, present your class with some samples of your French cooking! **(Check out Charlotte’s French Recipes on www.beaconstreetgirls.com)**

My French Recipe:

☀ Art Activity 2: **Picasso-Me-Crazy**



“Picasso has lots of art in the Louvre, but the Picasso Museum has even more,’ Isabel said. ‘He spent a lot of time in Paris studying the works of other famous artists and working on his own pieces. His work is still influencing artists today.’ Isabel was usually pretty quiet, but she always lit up when she talked about something she loved.”

~Charlotte in Paris p. 16

Charlotte, Sophie, Isabel, and Mr. Peckham all have a special appreciation for this 20th century painter. Picasso’s free-form style can be a refreshing change from paintings that look like perfect replicas of real life. Picasso’s work has a fun, whimsical feeling. Check out some of his artwork, and then create your own painting in Picasso style. Remember, it’s art. It doesn’t have to look like the spitting image of the person, place, or thing. Go crazy with it!

Name of Painting:

by:

date: