


Art Activity 1: Poster Project



“Listen, I’m going to need help putting posters together and you’ve got the best lettering. Do you think you could help me after school?”... “Don’t worry, we’ll brainstorm slogans and make a list of what we need so we can start on them as soon as possible.” Isabel paged open her spiral notebook and wrote in huge letters: **HELP KATANI WITH POSTERS TODAY AFTER SCHOOL.”**
-Just Kidding p. 50-51


Supplies:

- Poster board
- Markers, paint
- Scissors, construction paper

Think about running for an office. Choose an office. Make a poster. First examine your qualifications and make certain your poster gives reasons that someone should vote for you.

Try some new and different-for-you type of lettering. Remember posters need to be easy to read and make a clear point at a quick glance.

Art Activity 2: Locker Organization



Hallway excitement...

“Charlotte hung up her jacket and took out her books for her morning classes while Isabel tuned into snatches of conversations as kids passed in the hall.”

-Just Kidding p. 33

It's time to organize your locker!


Supplies:

- Book covers (three different colors)
- Tape
- Markers

Here are a few tips for organizing your school locker:

First pick three colors (ex: stoplight colors: red, yellow and green). Color code your early morning class books and accompanying notebooks in red, and place them on the left on the top shelf in your locker. Then color code your next three classes' books and notebooks in yellow and place them to the right of your early books. The remainder of your books and notebooks (the afternoon or late day classes) should be color coded green and placed on the floor of your locker on the left-hand side. This way, you quickly grab the first books you need for the day, replace them in their spots when you are done with them and easily find the next group of books you'll need. Do the same by replacing your second group of books in their original position when you are done with them and taking your last group of books to attend your final classes of the day.

Discussion Activity 1: **Loyalty or Duty?**




“Avery tapped out an e-mail. She could barely contain her excitement. After their talk the other night, she knew she could count on her friends to support her. At least she knew she had four votes.”

-Just Kidding p. 30

Do you think that Avery should count on her friends to vote for her out of loyalty or friendship?

What would you do if your friend was running for office, but you thought another candidate would do a better job in that office? Would you vote for your friend or the better qualified candidate?

Discussion Activity 2: **Suspicious Minds**



“Anna rolled her eyes and looked at Joline. They exchanged a look that said, “No one believes THAT!”

“How long did it take you think up that one, Katani?” Anna asked.

“What do you mean by that?”


“I mean, it’s pretty suspicious, girls. Pretty suspicious.”

-Just Kidding p. 110

Have you ever had suspicions that turned out to be wrong? Did you falsely accuse someone?

If so, how did you make up for your mistake? If you didn’t apologize, shouldn’t you do that now? Write an apology letter or draft of what you would say.

Research Activity: **Hidden Away**



“After what happened at the speeches on Friday, Charlotte felt like she might want to be a recluse, too. The idea of closing herself away in her room with her two constant best friends – books and stars – sounded heavenly.”


-Just Kidding p. 136

Research to find the name and story of a famous recluse. (you can also search on the word “hermit”)

What do you think might cause a person to want to remain away from other people?

What kinds of problems might a recluse face day-to-day living alone?

Writing Activity 1: **Qualifications**



“She grabbed a mini yellow pad and started writing. Before she knew it, she’d come up with a terrific list of why Avery should run for president of the seventh-grade class.”


-Just Kidding p. 20

Make a list of qualifications or strengths which would help you be a strong candidate to hold office at your school or in an organization. Why should you run?

Would you want to run for office? Why or why not?

What is there for you to gain personally? What might you lose?

Writing Activity 2: **Sense and Cents**



Fun with homonyms...

“Charlotte thought Katani sounded great when she talked about how the class could do car washes at the football games to raise money. It made sense. It would make cents. Charlotte smiled at her pun. She loved wordplay.”

-Just Kidding p. 172

Sense and cents (& scents) are homonyms, that is to say, they are words that sound the same even though they have different meanings and spellings. Time yourself and a partner for four minutes and list as many homonyms as you can in that amount of time. Number each pair. See who can list the most correct pairs of homonyms before the time is up.

